

Maxinkuckee Yacht Club
FALL Flash REGATTA SAILING
INSTRUCTIONS
September 12-13, 2020

C Scow / MC Scow only

1 RULES

The regatta will be governed by the rules as defined in *The Racing Rules of Sailing*, prescriptions of the United States Sailing Association, the rules and bylaws of the ILYA, the National C Scow Sailing Association and the MC Sailing Association, except as any of these are changed by the following sailing instructions.

2 NOTICES TO COMPETITORS

Notices to competitors will be posted to the Official Electronic Notice Web Page, [Regatta Notices](#). Listen to VHF radio frequency channel 72 for all announcements to begin at 900 hours on Saturday, September 12.

3 CHANGES TO SAILING INSTRUCTIONS

Any change to the sailing instructions will be posted before 900 hours on the day it will take effect.

4 SIGNALS MADE ASHORE

No signals will be made ashore. All will be broadcast and followed up with posting on the [Regatta Notices](#) page.

5 SCHEDULE and CLASS FLAGS - C Scow / MC Scow only

The scheduled time for the warning signal for the first race is 930 hours. Remaining races will be sailed as conditions permit. Back to back races may be sailed at any time. Additional schedule times will be posted on the Official Notice Web Page as early as possible, but at least one hour prior to the stated warning time. Up to six races may be sailed if wind conditions are favorable. No race shall start after 1230 on Sunday. Class Flags will be NCSSA National Flag and the MCSA National Flag.

6 RACING AREA

The navigable waters of Lake Maxinkuckee, Culver, IN.

7 COURSE and MARKS

The courses will be Windward, Leeward or Triangle. The course will be designated on the white board of the RC Boat with letters and numbers and approximate compass heading of the first mark. All marks will be colored balls, robot mark or boat with orange flag. Windward offset marks may be used for courses. Look for the offset-included course letter designation, "A" on the course board. A leeward gate may be used. The attached diagram shows the courses, course designations, the marks in order and the rounding direction of each mark.

8 STARTING AND FINISHING LINES; STARTING RACES

Races will be started by using RRS 26 with the warning signal made 5 minutes before the starting signal. The starting signal for C Scows will be the warning signal for MC Scows. Four short horns may be signaled one minute before the first warning signal.

The starting line and the finish line will be between a staff displaying an orange flag or shape on the RC boat at the starboard end and the course side of a mark at the port end. The RC will attempt to notify an OCS boat on the VHF channel 72 and/or hailer. Failure to make a broadcast or to time it accurately shall not be grounds for redress. This changes rule 62.1(a). Boats whose signals have not been made shall keep clear of the starting area and of all boats whose signal has been made. A boat attempting to start later than 4 minutes after her starting signal shall be scored DNS without a hearing. This changes rule A4

9 TIME LIMIT

A race may be abandoned at the discretion of the race committee. Boats failing to finish within 30 minutes after the first boats finish, or within the time limit, whichever is later, will be scored one more than the number of boats that finished. This changes rules 35, A4 and A5.

10 PENALTIES AND PROTESTS

A boat that breaks one or more rules of Part 2 "When Two Boats Meet" may take a One-Turn Penalty, as long as there is no contact. This changes RRS 44.1.

Protest shall be written on the official protest forms available from the PRO or RC and electronically sent within 2 hours of when the race committee docks. Protest notices will inform competitors where and when there is a hearing in which they are parties to or named as witnesses.

Rule 61.1 (a) is changed: A protesting boat or a boat which took the required penalty turns shall identify to the RC the racing number(s) of the other boat(s) involved in the incident(s) soon after finishing the race in which the infraction occurred. This may be waived in the event that a protesting boat is unable to finish the race.

A boat which does not satisfy the requirements of rules 44.1 and 44.2, as changed by this SI, may be assigned a 50% scoring penalty. A boat may accept a 50% scoring penalty prior to the hearing. This changes rule A4.1. Decisions of the protest committee will be final as provided in rule 70.4.

11 SCORING

The Low Point System rule A4 will apply. One race completed constitutes a series.

A competitor must notify the RC boat prior to the warning signal if the sail number does not match the number on the hull.

12 SAFETY

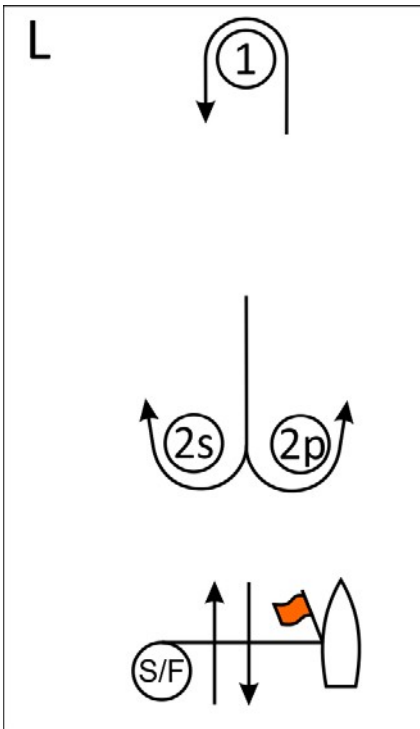
Local Rules that change rule 41.

- A boat that capsizes may accept help from a Race Committee Boat, another competitor or a spectator boat and continue in the race.
- A competitor who helps a capsized boat may ask for redress from the RC, if it hinders her place in the race.

13 RADIO COMMUNICATIONS

Competitors are encouraged to monitor the RC Channel 72 and the RC will announce its position, wind conditions before the first race, courses and other useful information. Competitors may not communicate on the RC Channel after the warning signal. No communication device may be used while racing except a VHF radio tuned to the RC Channel or a radio to monitor standard NOAA weather broadcasts.

Course Diagrams



Course L – Windward/Leeward, Leeward Finish

Signal

Mark Rounding Order

L2

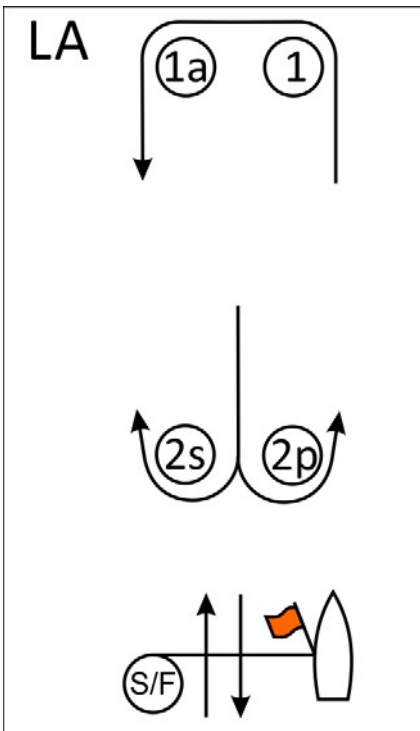
Start – 1 – 2s/2p – 1 – Finish

L3

Start – 1 – 2s/2p – 1 – 2s/2p – 1 – Finish

L4

Start – 1 – 2s/2p – 1 – 2s/2p – 1 – 2s/2p – 1 – Finish



Course LA – Windward/Leeward with Offset Mark, Leeward Finish

Signal

Mark Rounding Order

LA2

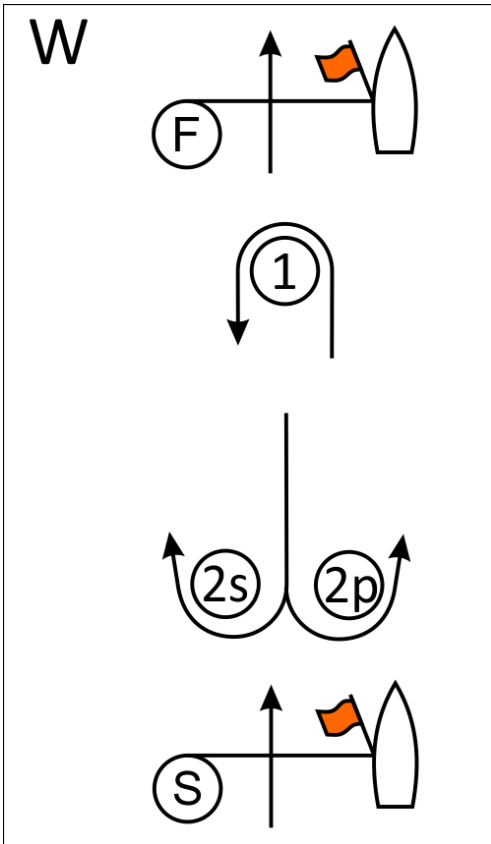
Start – 1 – 1a – 2s/2p – 1 – 1a – Finish

LA3

Start – 1 – 1a – 2s/2p – 1 – 1a – 2s/2p – 1 – 1a – Finish

LA4

Start – 1 – 1a – 2s/2p – 1 – 1a – 2s/2p – 1 – 1a – 2s/2p – 1 – 1a – Finish



Course W – Windward/Leeward, Windward Finish

Signal

Mark Rounding Order

W2

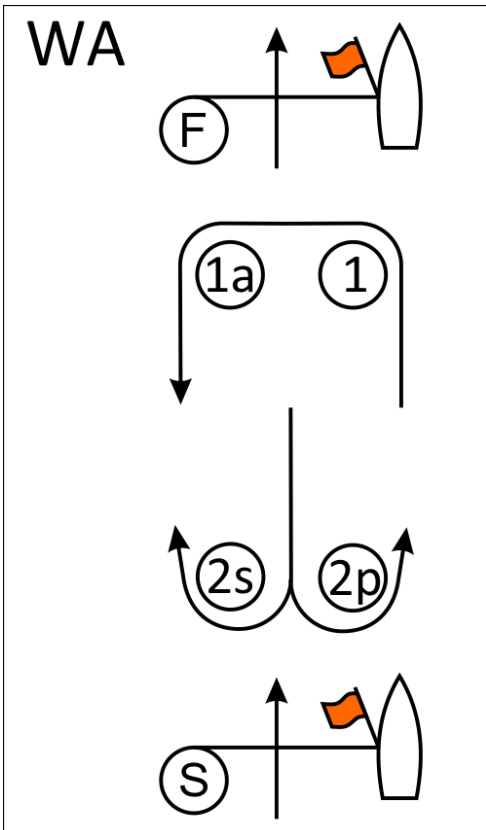
Start – 1 – 2s/2p – Finish

W3

Start – 1 – 2s/2p – 1 – 2s/2p – Finish

W4

Start – 1 – 2s/2p – 1 – 2s/2p – 1 – 2s/2p – Finish



Course WA – Windward/Leeward with Offset Mark, Windward Finish

Signal

Mark Rounding Order

WA2

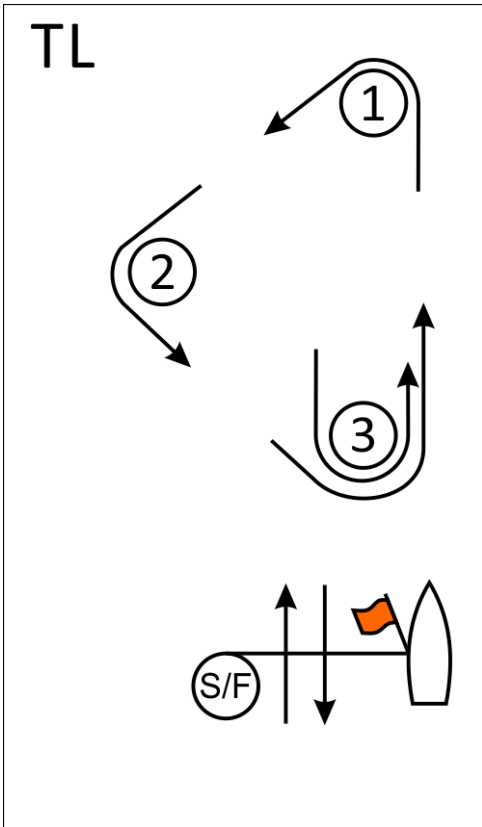
Start – 1 – 1a – 2s/2p – Finish

WA3

Start – 1 – 1a – 2s/2p – 1 – 1a – 2s/2p – Finish

WA4

Start – 1 – 1a – 2s/2p – 1 – 1a – 2s/2p – 1 – 1a – 2s/2p – Finish



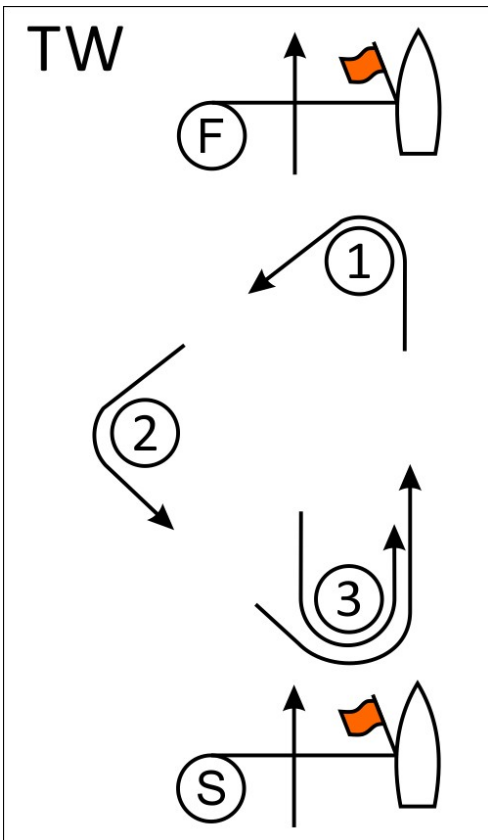
Course TL – Triangle, Leeward Finish

Signal *Mark Rounding Order*

TL2 Start – 1 – 2 – 3 – 1 – Finish

TL3 Start – 1 – 2 – 3 – 1 – 3 – 1 – Finish

TL4 Start – 1 – 2 – 3 – 1 – 3 – 1 – 3 – 1 – Finish



Course TW – Triangle, Windward Finish

Signal *Mark Rounding Order*

TW2 Start – 1 – 2 – 3 – Finish

TW3 Start – 1 – 2 – 3 – 1 – 3 – Finish

TW4 Start – 1 – 2 – 3 – 1 – 3 – 1 – 3 – Finish